

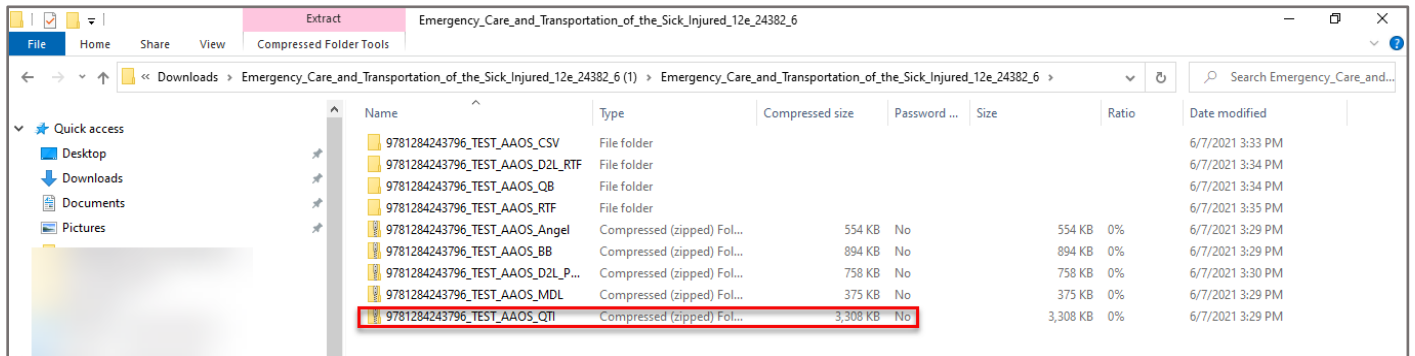
How to Download and Import the Test Bank - Canvas

This document provides directions on how to download our QTI.zip test bank file and import or upload the test bank into your Canvas Learning Management System (LMS).

1. Open the LTI Advantage Integration Setup email you received to find the **Course Information & Test Banks** table. If your course includes a supplemental test bank, a download link is displayed under the **Test Bank** column. Click the link to download the course's test bank files to your local device.

Course Information & Test Banks	
Course Name	Test Bank (If Available)
NAVIGATE ASSESSMENT AUTHORIZING	https://lti.jblearning.com/packages/download.zip?cartridge_uid=445fcc09-a3fe-4b53-9179

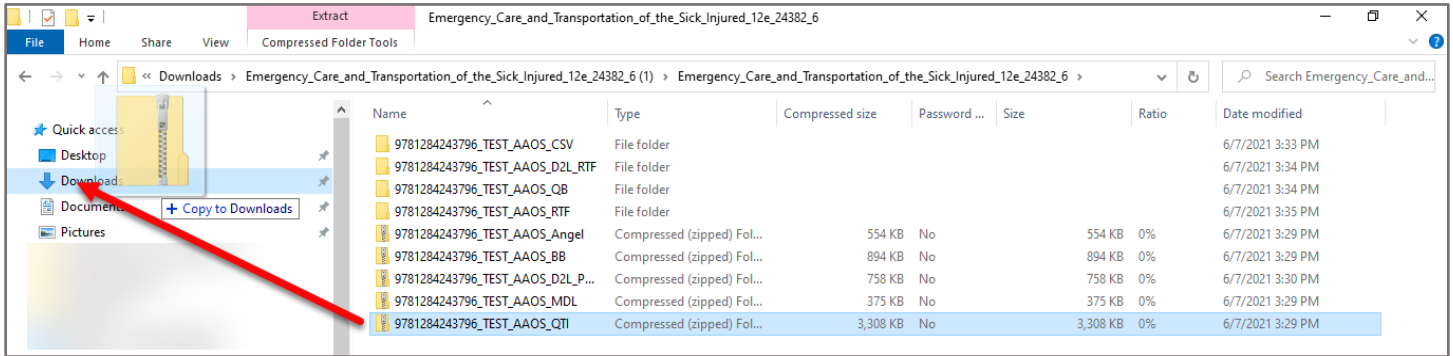
2. Navigate to your Downloads folder and double-click to **open** the downloaded **zip file** to locate the file labeled as **QTI**. Note, file options and digital packaging may vary.



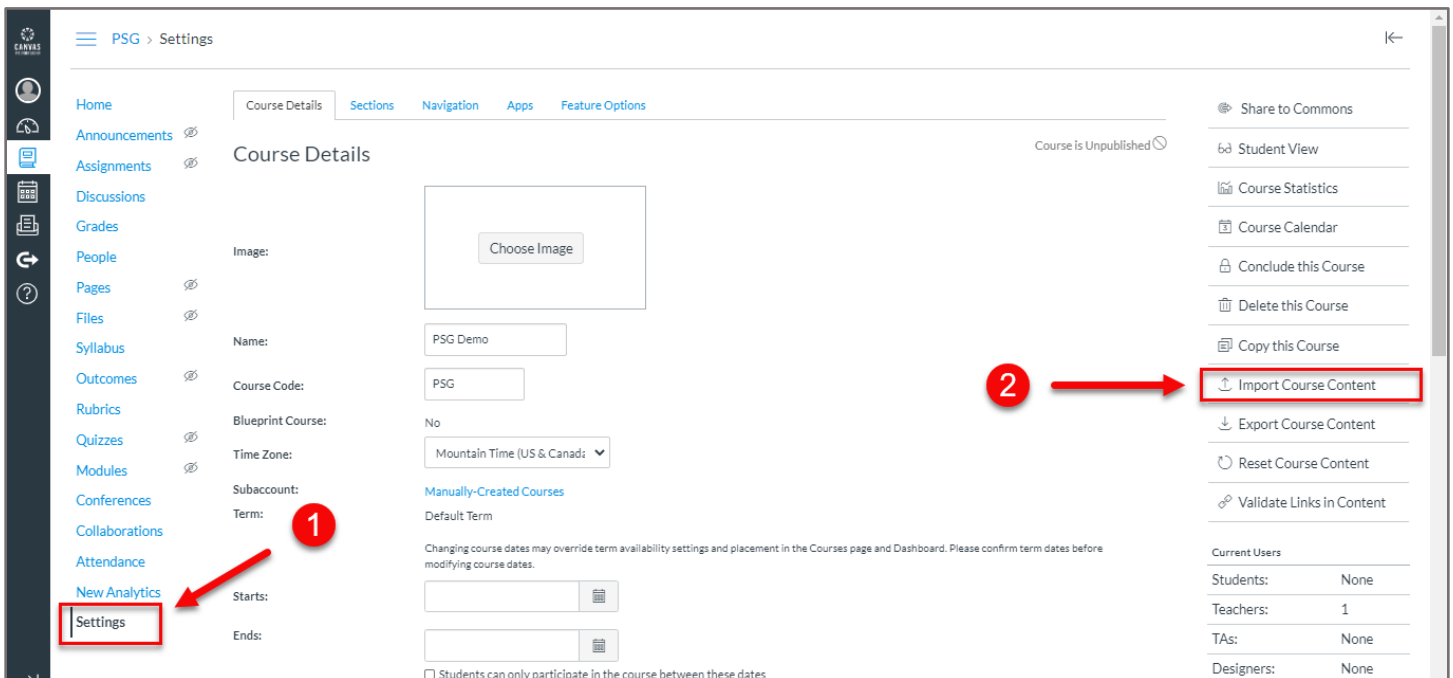
Technical Support: www.jblearning.com/techsupport | support@jblearning.com | 1-978-443-5000 | M-F 8:30am – 8:00pm



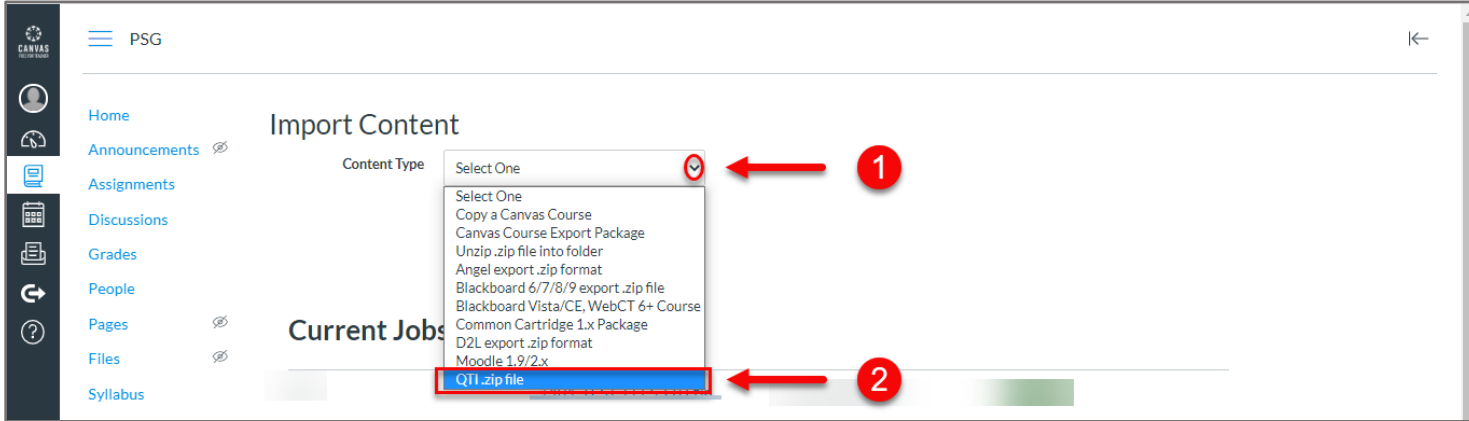
3. Click on the zipped **QTI** file and drag-and-drop it in the **Downloads** folder, or a different folder of your choosing. This will extract a copy of the test bank file to import into your course.



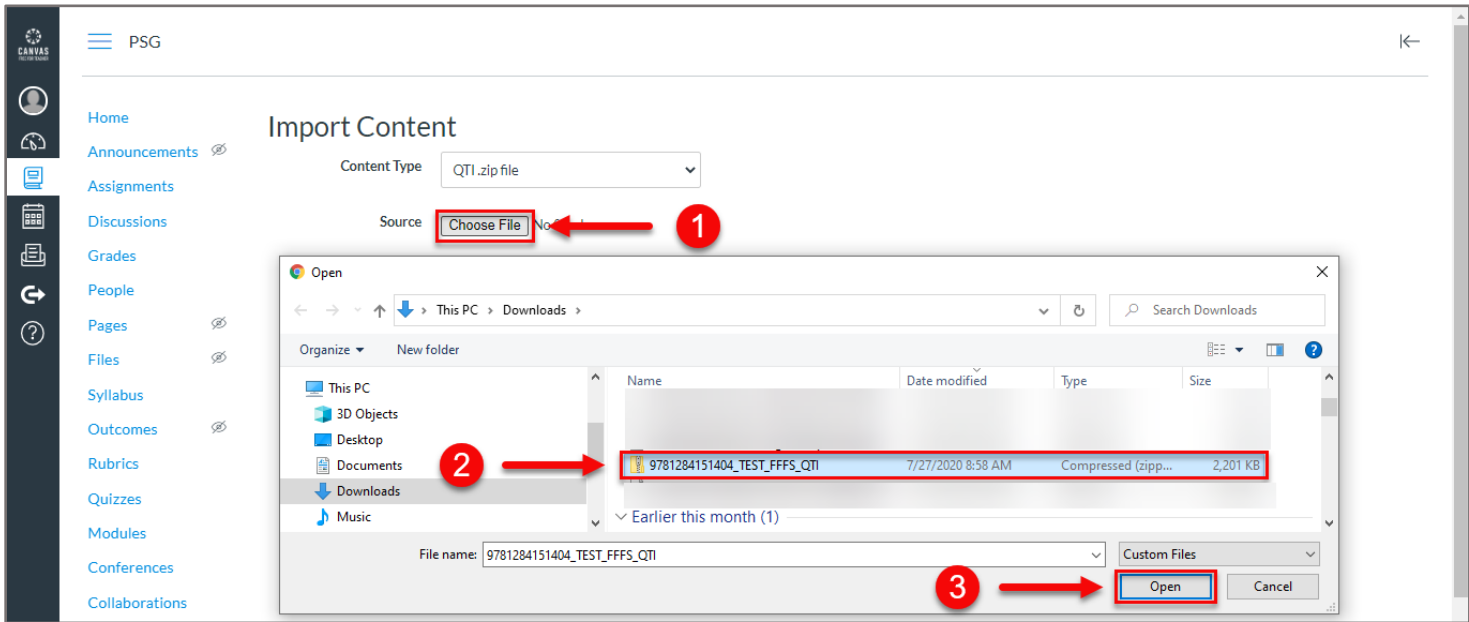
4. Navigate to and open the Canvas course in which you would like to download/import the test bank. Then open the course's **Settings** and click **Import Course Content**.



5. Select the dropdown menu for **Content Type** and choose **QTI.zip file**.



6. Click on **Choose File** and select the **QTI.zip file** that you copied/extracted in Step 5. After locating and selecting the appropriate file, click **Open**.



7. Next, click the **Import** button. **Please note**, we strongly recommend you **do not** import the test bank file as “New Quizzes.” Canvas is limited in its ability to convert a QTI question bank to the item bank format required for New Quizzes. If you require the New Quiz option, seek assistance from your LMS administrator with converting the QTI file provided before proceeding.

Import Content

Content Type: QTI .zip file

Source: Choose File 9781284151...FS_QTI (1).zip

Default Question bank: Select question bank

Options: Import existing quizzes as **New Quizzes** ?
 Overwrite assessment content with matching IDs ?

Do not select New Quizzes

! Importing the same course content more than once will overwrite any existing content in the course.

Cancel **Import**

8. After the upload completes, you should see the **Completed** notification.

PSG

Home
Announcements
Assignments
Discussions
Grades
People
Pages
Files
Syllabus
Outcomes

Import Content

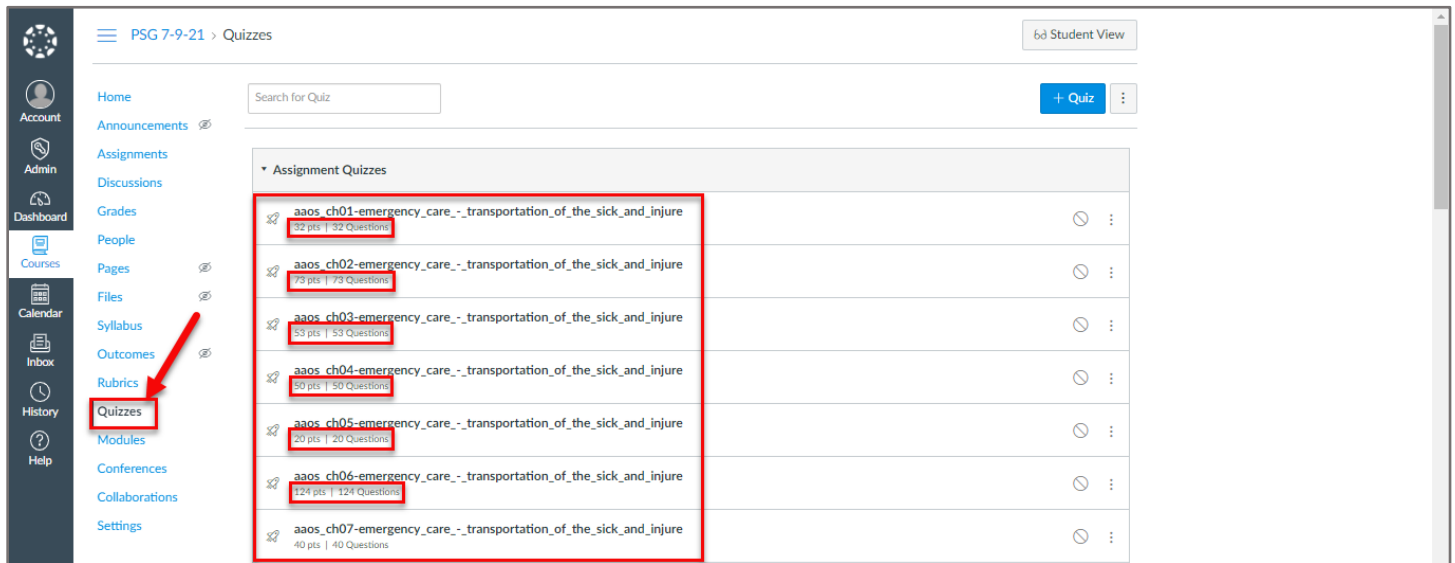
Content Type: Select One

Current Jobs

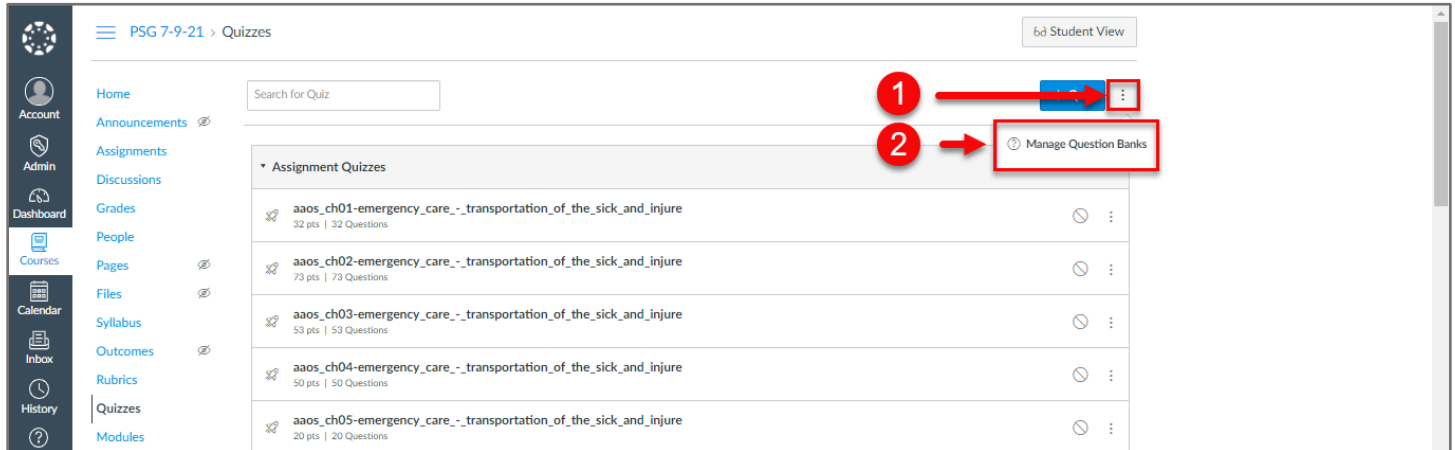
QTI	...1404_TEST_FFFS_QTI.zip	Jul 30 at 9:04am	Completed
-----	---------------------------	------------------	-----------

Technical Support: www.jblearning.com/techsupport | support@jblearning.com | 1-978-443-5000 | M-F 8:30am – 8:00pm

9. Click **Quizzes**. Please note that Canvas automatically creates Quizzes/Quiz Assignments based on the questions organized within the test bank file. These default quizzes can be used as is, manipulated, or deleted.



10. To review the test bank questions which were imported, click the **ellipses**, then click **Manage Question Banks**.



11. You will find these questions available to select from as you create your tests and quizzes in the course.

The screenshot shows a course interface for 'PSG 7-9-21' with a 'Question Banks' section. A sidebar on the left contains navigation options: Home, Announcements, Assignments, Discussions, Grades, People, Pages, Files, and Syllabus. The main content area is titled 'Course Question Banks' and contains three entries, each with a bookmark icon, an edit icon, and a delete icon. The entries are:

Question Bank Name	Number of Questions	Last Updated
aaos_ch01-emergency_care_-_transportation_of_the_sick_and_injure	32 Questions	Last Updated: Jul 9 at 11:57am
aaos_ch02-emergency_care_-_transportation_of_the_sick_and_injure	73 Questions	Last Updated: Jul 9 at 11:57am
aaos_ch03-emergency_care_-_transportation_of_the_sick_and_injure	53 Questions	Last Updated: Jul 9 at 11:57am

Buttons for '+ Add Question Bank' and 'View Bookmarked Banks' are visible on the right side of the interface.

Technical Support: www.jblearning.com/techsupport | support@jblearning.com | 1-978-443-5000 | M-F 8:30am – 8:00pm

