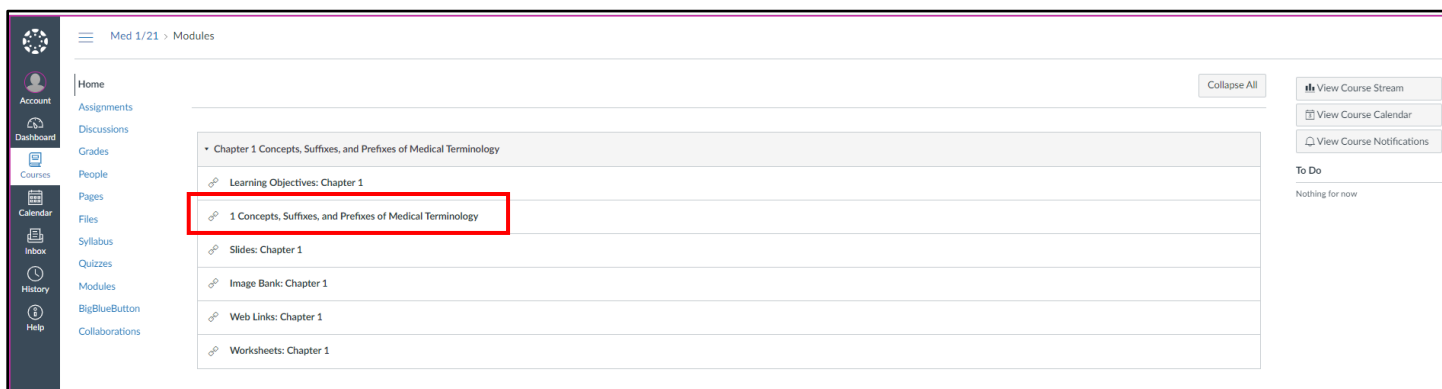


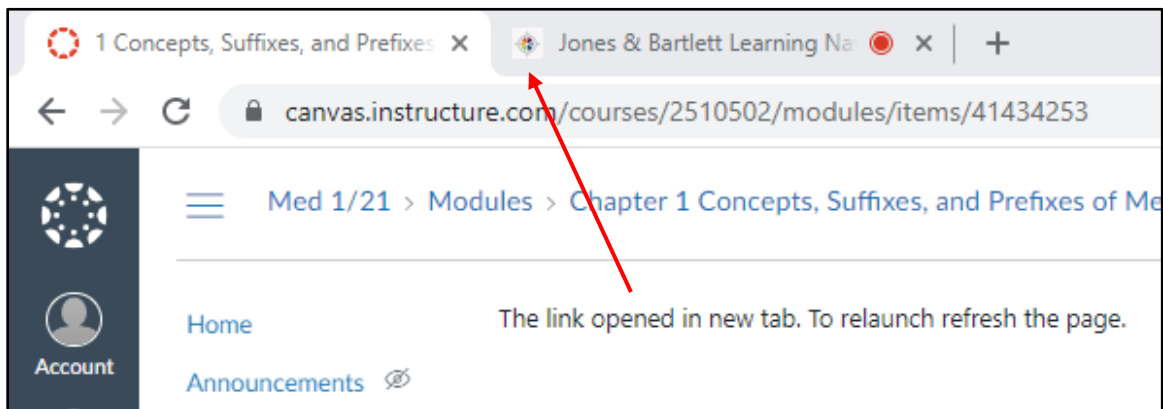
How to Access JBL Content from My School's Learning Management System (LMS) - Institutional Pay

This document provides steps to access the Site License Ascend LTI System within your school's Learning Management System (LMS). This is a one-time process required to access course content. Please note, the images below represent examples of this process within Canvas, however, the same steps apply to other Learning Management Systems (Blackboard, D2L, Moodle).

1. Navigate to the course from which you wish to access content and click on any **course link**.



2. The course content opens automatically in a new browser tab. Go to that tab to view the content. **Note:** Browser popup blockers may prevent the content from opening. If so, ensure you update your browser settings to allow popups for this site.



Technical Support: www.jblearning.com/techsupport | support@jblearning.com | 1-978-443-5000 | M-F 8:30am – 8:00pm

3. If you do not have an existing login to a Jones & Bartlett Learning account, please click on **CREATE AN ACCOUNT**. This will allow you to create an account in JBLearning.com using the information that you entered. If you do have an existing Jones & Bartlett Learning online account, [click here](#) to proceed to step 5.

Login

Username

Password

Forgot password?

[LOGIN](#)

Don't have an account?

[CREATE AN ACCOUNT](#)

Technical Support: www.jblearning.com/techsupport | support@jblearning.com | 1-978-443-5000 | M-F 8:30am – 8:00pm



4. Please enter or verify your **First Name**, **Last Name**, and **Email Address**.

Create and enter a **Password** for JBLearning.com. Enter the **Password** again to confirm.

Click on **CREATE AN ACCOUNT**.

Note password must contain:

- One uppercase character
- One lowercase character
- One symbol or special character
- One number
- Cannot be the same as your username or email
- Minimum of eight characters

Please save these credentials should you need future access to JBLearning.com.

Create Account

First Name

Last Name

Email Address

Password

Confirm Password

CREATE AN ACCOUNT

Already have an account?
LOGIN

Technical Support: www.jblearning.com/techsupport | support@jblearning.com | 1-978-443-5000 | M-F 8:30am – 8:00pm

5. If you previously created a new account in step 3, proceed to step 6. If you already have an existing Jones & Bartlett Learning online account, please enter your current **Username** and **Password** before clicking the **LOGIN** button. If you have a Jones & Bartlett Learning account but have forgotten your password, [click here](#) for instructions on how to reset your password and proceed when ready.

Login

Username

Password

Forgot password?

LOGIN

Don't have an account?

CREATE AN ACCOUNT

6. Read and **Accept** the **Terms & Conditions** and **Privacy Policy**, then click on **Continue**.

Terms & Conditions
Updated on Nov 02,2020

s website ('Site') is owned and operated by Jones & Bartlett Learning, LLC, an Ascend Learning, LLC company, with headquarters at 5 Wall Street, Burlington, MA 01803, USA. Please review these Terms of Use (the 'Terms') before using

I accept the Terms & Conditions

Privacy Policy
Updated on Nov 02,2020

This website is owned and operated by Jones and Bartlett Learning, LLC ('JBL', 'we', 'us' and 'our'), with its principal place of business located at 5 Wall Street, Burlington, MA 01803, USA. 'JBL', in addition to Jones & Bartlett Learning, includes

I accept the Privacy Policy

Continue

Technical Support: www.jblearning.com/techsupport | support@jblearning.com | 1-978-443-5000 | M-F 8:30am – 8:00pm

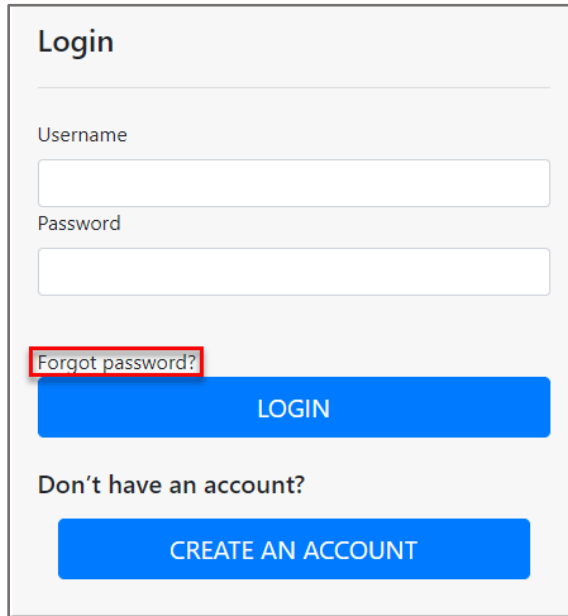
7. You may now open all course content for the duration of your access period, and you will not need to repeat any of these steps.

The screenshot displays a digital textbook interface. At the top right, there are links for "Application settings", "Help", and "Settings". A search bar is located at the top left with the text "Search within the book" and "10. Cardiovascular and Lymphatic Systems". A sidebar on the left contains navigation icons: "Contents" (with a note "Table of Contents and bookmarks"), "My Stuff" (with a note "View your investments"), and "Glossary" (with a note "Glossary of important words"). The main content area features an "Introduction" section with text: "Blood circulates throughout the body in the **cardiovascular system**, which consists of the **heart** and the **blood vessels** (FIG. 10-1). This system forms a continuous circuit that delivers oxygen and nutrients to all cells and carries away waste products. The lymphatic system also functions in circulation. Its vessels drain fluid and proteins left in the **interstitial spaces** and return them to the bloodstream. The lymphatic system plays a part in immunity and in the digestive process as well, as explained in **Chapters 11 and 13**. This chapter discusses the circulatory system in detail, in both its normal and clinical aspects, and then proceeds to study the lymphatic system." Below the text is a diagram of the cardiovascular system, labeled "FIG. 10-1". The diagram shows the heart in the center, with the "Superior vena cava" entering from the top left, the "Aorta" exiting from the top, and the "Right pulmonary artery" and "Left pulmonary artery" connecting to the "Right lung" and "Left lung" respectively. The "Pulmonary circuit" is indicated on the right side of the diagram. Arrows indicate the direction of blood flow.

Technical Support: www.jblearning.com/techsupport | support@jblearning.com | 1-978-443-5000 | M-F 8:30am – 8:00pm

Forgotten Your Password?

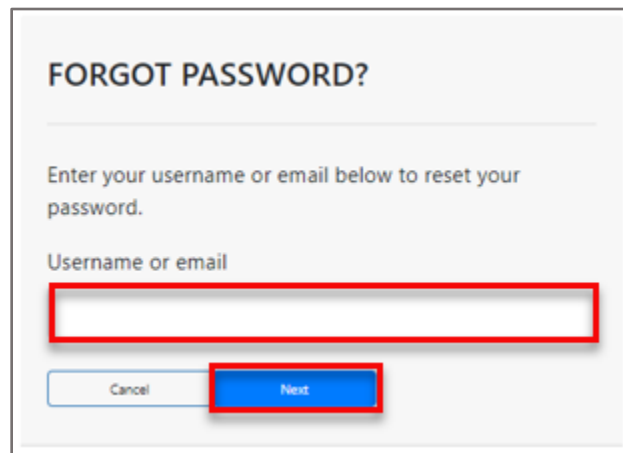
1. If you already have a Jones & Bartlett Learning account and have forgotten your password, or your password does not meet the current standards, click on **Forgot password?** to reset your password.



The screenshot shows a login form with the following elements:

- Title: Login
- Username input field
- Password input field
- Link: **Forgot password?** (highlighted with a red box)
- Button: LOGIN
- Text: Don't have an account?
- Button: CREATE AN ACCOUNT

2. Enter your **username** or **email** and click on **Next**.

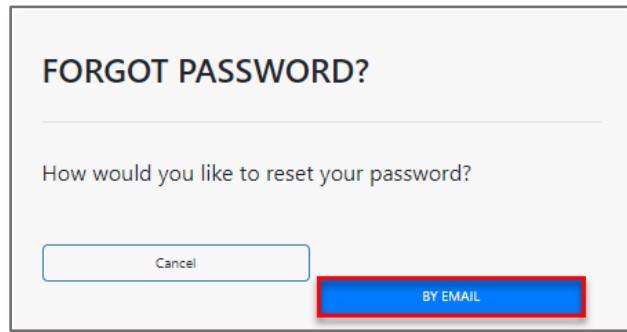


The screenshot shows the 'FORGOT PASSWORD?' page with the following elements:

- Title: FORGOT PASSWORD?
- Text: Enter your username or email below to reset your password.
- Text: Username or email
- Input field: Username or email (highlighted with a red box)
- Buttons: Cancel and Next (Next is highlighted with a red box)

Technical Support: www.jblearning.com/techsupport | support@jblearning.com | 1-978-443-5000 | M-F 8:30am – 8:00pm

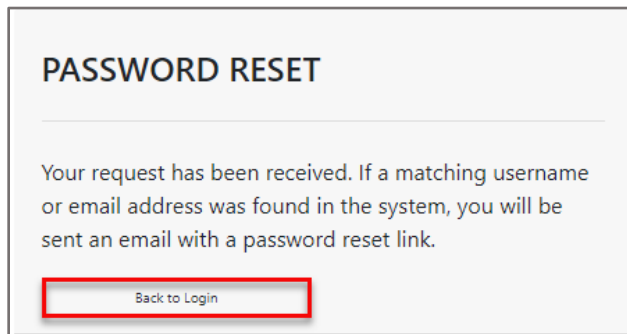
3. Then click on **BY EMAIL**



FORGOT PASSWORD?

How would you like to reset your password?

4. Click on **Back to Login** and then navigate to your email and follow the instructions to reset the password.



PASSWORD RESET

Your request has been received. If a matching username or email address was found in the system, you will be sent an email with a password reset link.

Technical Support: www.jblearning.com/techsupport | support@jblearning.com | 1-978-443-5000 | M-F 8:30am – 8:00pm